




This grate is part of ACO's Heelsafe® Anti-Slip range. For more information visit www.heelsafe.com.au

Product Features

- Certified to AS 3996 Load Class B (80kN) (NATA endorsed load test reports available)
- AS 3996 (Clause 3.3.5) compliant for surface openings in pedestrian areas ASME A112.6.3 (Section 7.12) compliant - American high heel standard
- AS 4586: P5 – Slip resistance classification for Wet Pendulum Test
AS 4586: C/C¹ - Slip resistance classification for Wet-Barefoot Inclining Platform Test
AS 4586: R11/R11¹ - Slip resistance classification for Oil-Wet Inclining Platform Test
- AS 1428.2 (Clause 9c) compliant for wheelchair and walking cane safety
- AS 3996 (Clause 3.3.6) compliant for bicycle tyre penetration resistance
 - Discreet raised mechanical nodes for tread durability
 - No end bars for visual continuity
 - **DrainLok** barless and boltless locking system
 - Suitable for use with K300, KS300, H300K, H300KS channels
 - Manufactured from Grade 304 stainless steel

¹. Test direction (perpendicular/parallel) relative to the grate's length (NATA endorsed test reports available)



Specifications

The grate shall be ACO Type 839D Stainless Splitwire **Heelsafe®** Anti-Slip grate with **DrainLok** barless and boltless locking system as manufactured by ACO. This grate has an overall width of 338mm and overall length of 1000mm (Type 839D) and 500mm (Type 840D). Slot widths measure at a maximum of 7mm.

Materials & Design

The grate shall be manufactured from stainless steel and have **minimum** properties and characteristics as follows:

- Raised mechanical nodes for tread durability
- No end bars for visual continuity
- Manufactured from Grade 304 stainless steel
- Certified to AS 3996 Load Class B (80kN)²
- AS 4586: P5 – Slip resistance classification for Wet Pendulum Test²
- AS 4586: C/C¹ - Slip resistance classification for Wet-Barefoot Inclining Platform Test²
- AS 4586: R11/R11¹ – Slip resistance classification for Oil-Wet Inclining Platform Test²
- Meets AS 1428.2 (Clause 9c); AS 3996 (Clause 3.3.5 & 3.3.6); ASME A112.6.3 (Section 7.12)
- Intake area of 153,000mm² per metre of grate/76,500mm² per half metre of grate

¹ Test direction (perpendicular/parallel) relative to the grate's length

² NATA endorsed test reports available

For the specification of the ACO Drain channel system selected, click: <http://www.acodrain.com.au/resources>

ACO Specification Information




ACO DRAIN®

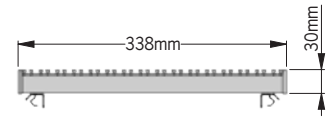
Type 839D/840D Stainless Splitwire Heelsafe® Anti-Slip grate



Plan view

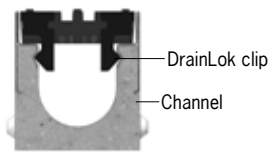


Side elevation



Description	Part No.	Length (mm)	Width (mm)	Weight (kg)
DrainLok grate				
Type 839D Stainless Splitwire Heelsafe® Anti-Slip	142573	1000	338	15.1
Type 840D Stainless Splitwire Heelsafe® Anti-Slip	142574	500	338	7.6
Grate removal tool	01318	-	-	0.1

'DrainLok' locking mechanism



ACO DrainLok™ is a patented, boltless locking system that removes the need for bolts and bars and improves the hydraulic capacity of the channel. The DrainLok™ mechanism simply clips into the channel edge rail for rapid installation. ACO DrainLok™ grates are fitted with an anti-shunt mechanism that restricts unwanted grate movement when installed, improving durability and longevity of the system.

**ACO Pty Ltd
Australia**
Ph: 1300 765 226
www.acodrain.com.au
sales@acoaus.com.au

**ACO Limited
New Zealand**
Ph: 0800 448 080
www.acodrain.co.nz
sales@aconz.co.nz



© April 2018 ACO Pty Ltd. All reasonable care has been taken in compiling the information in this document. All recommendations and suggestions on the use of ACO products are made without guarantee since the conditions of use are beyond the control of the company. It is the customer's responsibility to ensure that each product is fit for its intended purpose and that the actual conditions are suitable. ACO Polycrete Pty Ltd. pursues a policy of continuous product development and reserves the right to amend specifications without notice.